

Welcome!

Pride 2025: The State of LGBTQ Rights Today

A timely and urgent conversation on the state of play for LGBTQ rights today, including: the rising wave of anti-LGBTQ measures across state legislatures, recent Supreme Court rulings, and more.

FEATURING:



**Andrew
Flores, Ph.D.**



**Kelsy
Burke, Ph.D.**



**Orion
Rummler**



**Melissa
Deckman, Ph.D.**

Key Insights from the 2024 PRRI American Values Atlas

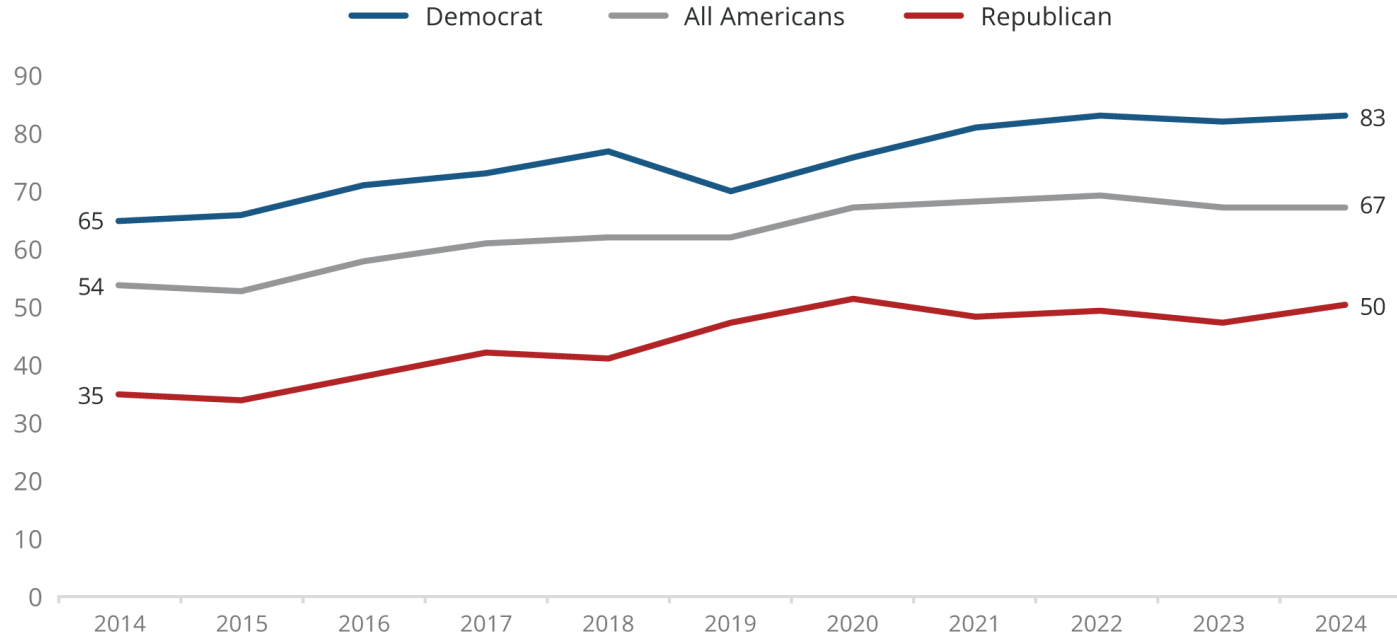
Survey Methodology

- Conducted March 13 - December 2, 2024, among a probability sample of 20,642 adults who are part of the Ipsos KnowledgePanel plus 1,618 state level opt-in oversamples, for a total sample of 22,260 adults.
- The margin of error for the full sample is +/- 0.84 percentage points and has a design effect of 1.6.
- The survey was made possible through the generous support of the Arcus Foundation, the E. Rhodes and Leona B. Carpenter Foundation, the Gill Foundation, and the Unitarian Universalist Veatch Program at Shelter Rock.



Support for Same-Sex Marriage, by Party

Percent who support allowing same-sex marriage:

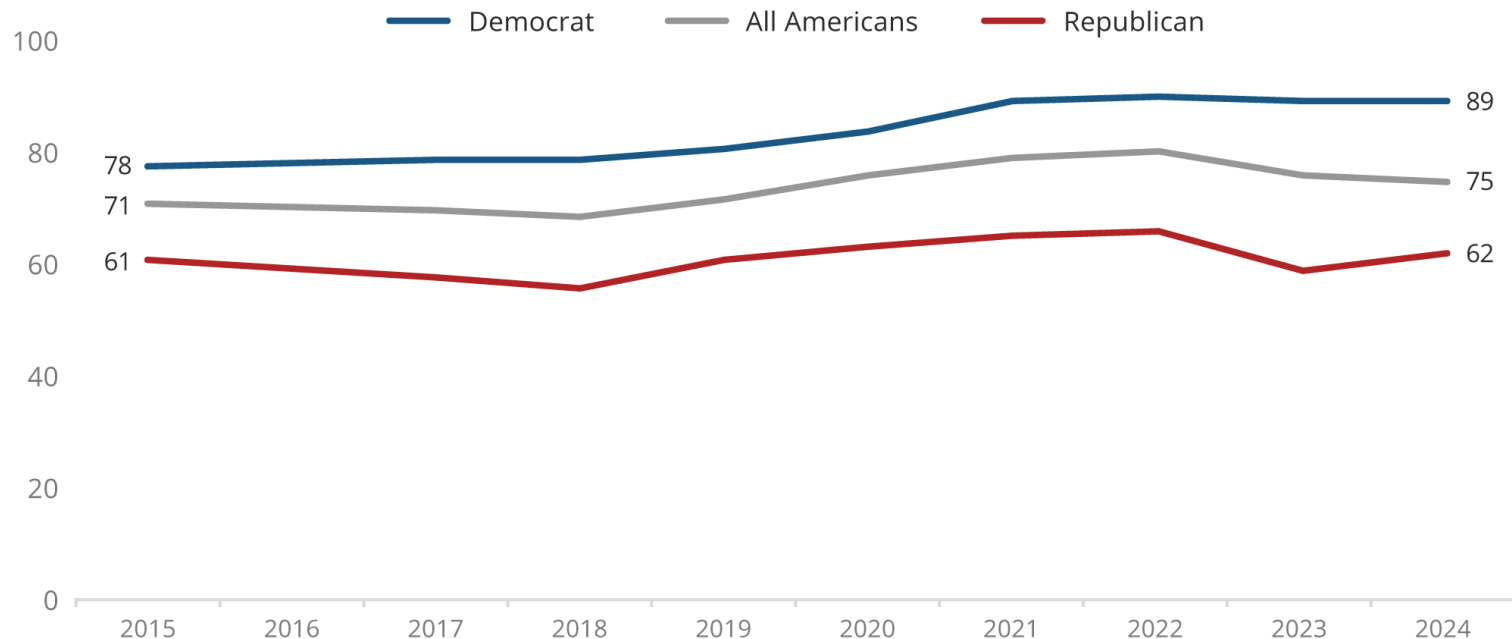


Source: PRRI American Values Atlas, 2014-2024.



Support for Nondiscrimination Protections, by Party

Percent who favor nondiscrimination laws for LGBTQ people:

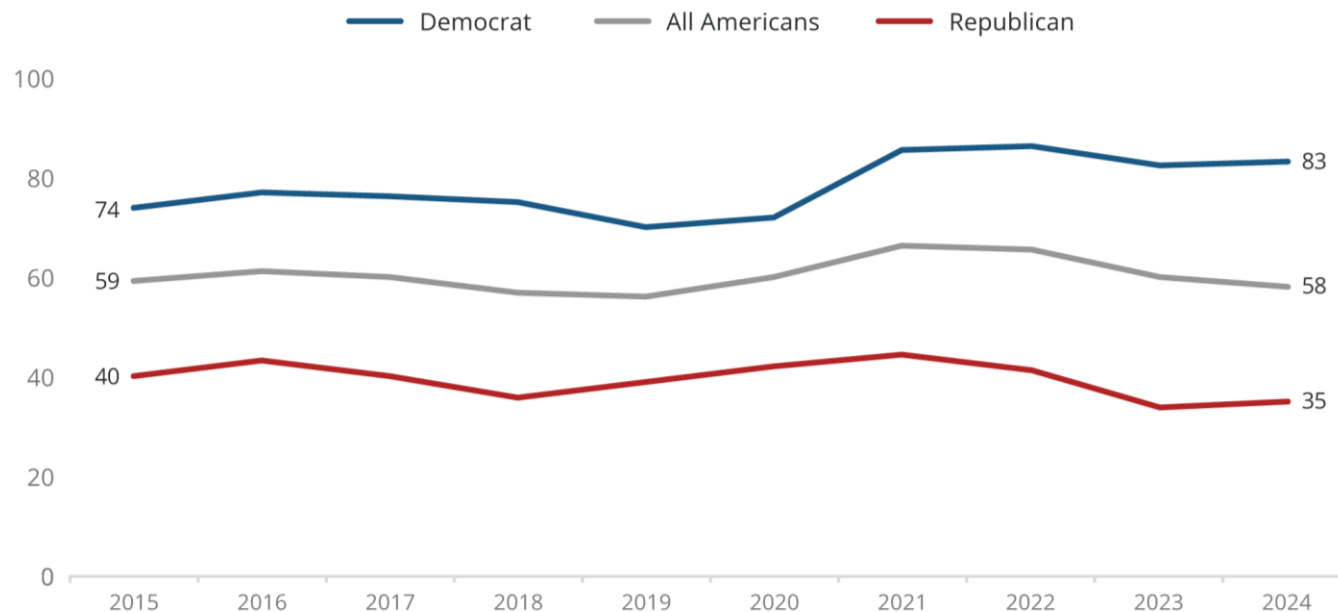


Source: PRRI American Values Atlas, 2015-2024.



Opposition to Religiously Based Service Refusals, by Party

Percent who oppose allowing a small business owner to refuse to provide products or services to gay or lesbian people, if doing so violates their religious beliefs:

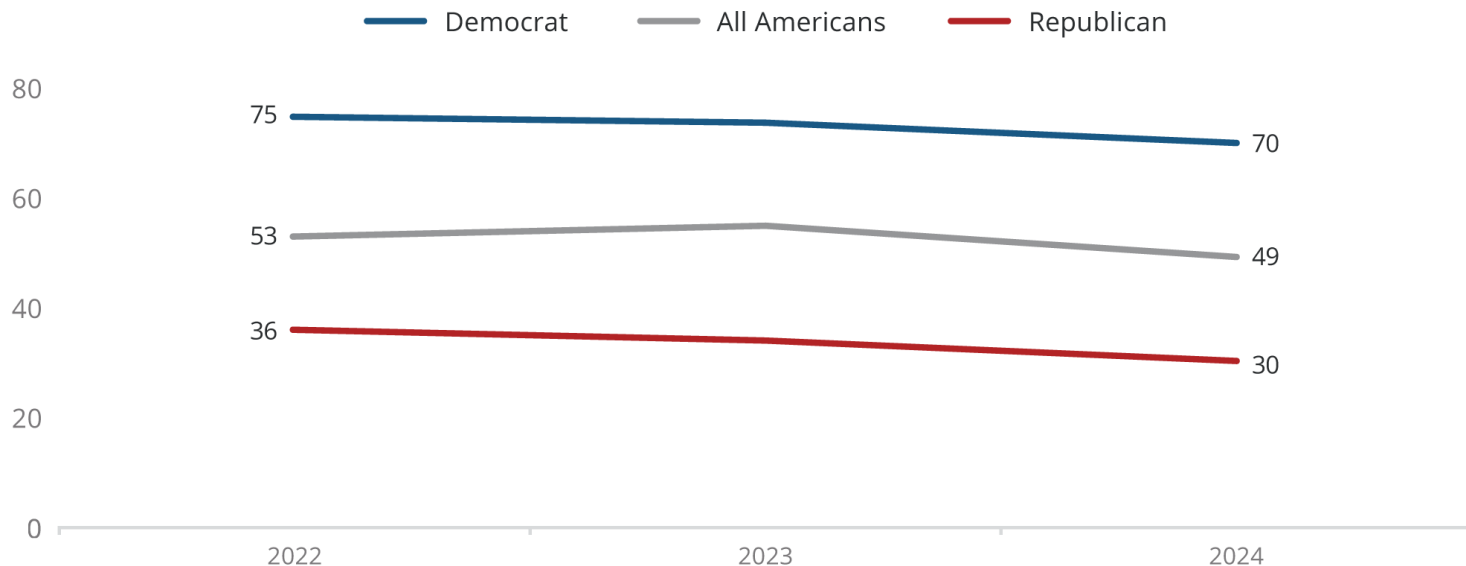


Source: PRRI American Values Atlas, 2015–2024.



Opposition to Laws Restricting Gender Affirming Care for Minors, by Party

Percent who oppose laws that would prevent parents from allowing their child to receive medical care for a gender transition:



Source: PRRI Surveys, 2022-2024.



Views on Transgender Issues, by Party

Percent who:

● Oppose bathroom restrictions based on birth sex

● Support equal rights for transgender people

All Americans

38 71

Democrat

64 87

Independent

38 77

Republican

15 56

Source: PRRI Trump's First 100 Days Survey, Feb. 28-Mar. 20, 2025.

